COLLEGE LIBRARIES
Vol. 41 No. 1 March 2026 pp. 64-74

Received on 05-11-2025 Reviewed on 27-02-2026 Paper Accepted on 25-03-2026

A Bibliometric Analysis of Faculty Research Profiles in West Bengal State Universities Based on IRINS Data

Debalina Mukherjee[a]

Abstract

National growth relies on research output and universities as knowledge hubs need efficient research information systems to ensure transparency and visibility. This study examines the adoption of IRINS by public state universities in West Bengal. IRINS is a government-supported web-based research information system, developed by the INFLIBNET Centre in 2017 under the National Mission on Education, Government of India; Data is collected from the IRINS website which reveals that only 14 out of the 38 state universities in West Bengal currently engage with the platform. Using a bibliometric approach, data from 2,320 faculty members were examined for publications growth, Scopus and Crossref citations, and h-index. Jadavpur University leads with 561 faculty profiles, 22,127 scholarly records, and the highest citation impact (Scopus: 376,098; Crossref: 316,344). Individually, Kalyan Kumar Chattopadhyay (Jadavpur University) has the highest total citations among the top scholars (h-index 60), while Supriya Pan (Presidency University) records the highest h-index (128). The study illustrates IRINS's role in showcasing research output, monitoring scholarly performance, and enabling comparisons of achievements across faculty and universities.

Keywords: Faculty Profiles, Indian Research Information Network System, INFLIBNET, IRINS, Research Activities, Scopus citation, State University, West Bengal

1. Introduction

Academic institutions generate a substantial volume of research outputs across diverse disciplines on a continuous basis. These outputs are disseminated through various scholarly communication channels, including high-impact journals, peer-reviewed conference proceedings; books, book chapters, and other recognised publication platforms. Research productivity and visibility play a crucial role in national development, global academic reputation, and international collaboration.

However, maintaining accurate and up-to-date faculty research profiles remains a significant challenge for higher education institutions. The manual aggregation, verification, and updating of publication data, citations, and other scholarly

[a] Librarian, RCC Institute of Information Technology, Mobile: 9874041388, https://orcid.org/0009-0002-5670-9062, Mobile: 9874041388 Email: mukhdebalina@gmail.com,

Mukherjee, D. (2026, March). A bibliometric analysis of Faculty research profiles in West Bengal State Universities based on IRINS data. *College Libraries, 41*(1), pp. 64-74

© WBCLA

contributions is time-consuming and prone to inconsistencies. The absence of a centralised and standardised research information network system often results in fragmented data, duplication of records, and limited visibility of institutional research performance.

The Indian Research Information Network System (IRINS, 2022) provides a centralised digital framework for managing faculty research data in Indian institutions. The study adopts a systematic analytical approach. First, it identifies public state universities in West Bengal that have implemented IRINS. Secondly, it analyzes selected bibliometric parameters-such as publication count, citation metrics, collaboration patterns, and h-index values-available through the IRINS platform to assess institutional research performance.

1.1. Indian Research Information Network System (IRINS): An Overview

IRINS is developed and maintained by the Information and Library Network Centre (INFLIBNET), an autonomous Inter-University Centre under the University Grants Commission established in 2017, supported by the National Mission on Education through Information and Communication Technology (NMEICT), Government of India. It integrates data from ORCID, Scopus, Web of Science, and Google Scholar to create structured and standardized institutional research profiles.

The platform enables institutions to collect, curate, and showcase research publications, citation metrics, patents, projects, collaborations, and other academic contributions in a structured and standardized format.

2. Review of the Literature

Existing literature on IRINS (IRINS, 2022) is limited and primarily focuses on selective cases. (Kannan & Thanuskodi, 2021) examined faculty profile management and research performance across seven IITs, while another paper (Roja, Shivaraja, & Radhakrishna, 2023) analysed Tamil Nadu universities using IRINS metrics such as h-index and top-performing faculty. Dutta and Dutta (2023)aimed to give an overall picture of all types of participating organisations of West Bengal. They highlighted that central government-funded organizations in West Bengal demonstrate higher research productivity. A study (Kannan, Kimidi, & Arora, 2018) emphasized IRINS as a common platform for Indian higher education institutions. The study on Mizoram University's research ecosystem using the Indian Research Information Network System (IRINS) (Negi, Sanjib & Patra, 2023) focused on publication types, faculty composition, and research impact. It identified 1,626 publications, including 1,623 scholarly works and 3 patents, contributed by 213 faculty members. The faculty comprised 72% males and 28% females, with journal articles forming the majority of publications.Fifteen academic and research organizations were studied using IRINS to analyze faculty members, departments, and their scholarly publications, citations, and impact (Balasubramani, Anbalagan, & Palavesam, 2019). The study recommended that higher learning institutions implement IRINS to improve institutional research visibility.

A study examined faculty research productivity and citation impact using IRINS data from Gandhigram Rural Institute (Tamizhchelvan & Muthuraj Anbalagan, 2020). The findings indicated that the Department of Chemistry and selected senior faculty members had the highest publication and citation counts.Negi (2022) analyzed the implementation of IRINS at the

© WBCLA

University of Delhi to assess the representation of faculty research profiles and scholarly output. The study highlights IRINS as a useful tool for improving research visibility, while noting concerns related to data accuracy and profile completeness.Tyagi (2021) provides an overview of the Indian Research Information Network (IRINS), analyzing academic institutions in India by examining the impact of scholarly resources, the contributions of leading university departments, and H-index metrics.

In view of this, the present study focuses on publicly funded state universities in West Bengal, where research collaboration is essential to optimize resources, enhance scholarly output, and improve institutional visibility. Use of IRINS provides an opportunity to facilitate collaborative research, improve faculty profile management and expected to contribute significantly to regional and national research agendas.

3. Research Objectives

The primary aim of this study is to analyse the implementation of Indian Research Information Network System (IRINS) among state universities in West Bengal. The specific objectives are:

- To identify state universities in West Bengal those are enrolled in IRINS.
- To examine the research performance of State Universities in West Bengal by analysing faculty profiles, scholarly resources, and citation metrics from Scopus and Crossref
- To evaluate the top research contributions of each state university, including publication output and h-index.
- To analyse the research performance and impact of leading faculty members in the respective universities using IRINS metrics.

4. Research Methodology

This study adopts a descriptive and analytical approach to examine IRINS adoption among 14 state universities in West Bengal, excluding the Delhi Pharmaceutical Sciences and Research University. Data were collected from the IRINS website in October 2025, covering 2,320 faculty members and over 3.4 million publication records. Faculty profiles and research outputs were classified, tabulated, and analysed using percentages and ranking. Only publicly available data were used, ensuring ethical compliance and privacy. The study is limited by its scope, temporal coverage, and reliance on the accuracy of IRINS records, which may affect generalizability, yet it provides insights into research productivity and faculty profile management.

5. Data Analysis and Interpretations

This section presents the analysis of 2320 profiles retrieved from the Indian Research Information Network System (IRINS) for 14 state public universities in West Bengal. The data has been analysed quantitatively using percentage, average and ranking techniques. The data analysis and interpretations are presented in the following major categories, including growth rate of cases in IRINS, rate of publication, citation metrics, author productivity, publication distribution, collaboration network and ranking of the Institute.

5.1. Relative Growth Rate of IRINS enlisted State Universities in West Bengal

In West Bengal, there are 38 State Universities, of which only 14 are enlisted in the IRINS. Table 1 represents 14 IRINS enlisted state universities in West Bengal situated in different districts along with individual AISHE Code.

© WBCLA

Table 1: Growth Rate of State Universities in IRINS

Sl. No.	AISHE Code	University	Type	District	State / UT
111	U-0567	Aliah University	State Public Universities	Kolkata	West Bengal
2	U-0568	Bidhan Chandra Krishi Vishwavidyalaya	State Public Universities	Nadia	West Bengal
3	U-0575	Jadavpur University	State Public Universities	Kolkata	West Bengal
4	U-0718	Kazi Nazrul University	State Public Universities	Paschim Bardhaman	West Bengal
5	U-1165	Murshidabad University	State Public Universities	Murshidabad	West Bengal
6	U-0580	Presidency University, Kolkata	State Public Universities	Kolkata	West Bengal
7	U-0901	Raiganj University	State Public Universities	Uttar Dinajpur	West Bengal
8	U-0583	Sidho-Kanho-Birsha University	State Public Universities	Purulia	West Bengal
9	U-0569	The University of Burdwan	State Public Universities	Purba Bardhaman	West Bengal
10	U-0585	The West Bengal National University of Juridical Sciences	State Public Universities	Kolkata	West Bengal
11	U-0570	University of Calcutta	State Public Universities	Kolkata	West Bengal
12	U-0576	University of Kalyani	State Public Universities	Nadia	West Bengal
13	U-0579	University of North Bengal	State Public Universities	Darjeeling	West Bengal
14	U-0588	Vidyasagar University	State Public Universities	Paschim Medinipur	West Bengal

5.2. Analysis of Research Metrics and Scholarly Contributions of State Universities in West Bengal

Table 2 depicts the current list of IRINS active Institutes. It shows the total number of enlisted faculty experts, their publications and Scopus, Crossref citations.

Table 2: Faculty Profiles, Scholarly Outputs of IRINS-Enlisted State Universities

Sl. No.	W.B State University	Faculty	Scholarly Resources	Scopus Citation	Cross Ref Citation	IRINS URL
1	Jadavpur University	561	22127	376098	316344	https://jaduniv.irins.org/
2	Calcutta University	467	11212	167590	140729	https://caluniv.irins.org/
3	The University of Burdwan	217	10110	85900	79428	https://buruniv.irins.org/
4	Presidency University, Kolkata	191	2149	27161	27712	https://presiuniv.irins.org/
5	Vidyasagar University	141	5696	61601	51971	https://vidyasagar.irins.org
6	Bidhan Chandra Krishi Vishwavidyalaya	99	297	563	426	https://bckv.irins.org
7	Sidho-Kanho Birsha University	85	1253	5799	5246	https://skbu.irins.org
8	University of Kalyani	121	2963	27648	24292	https://klyuniv.irins.org/
9	Kazi Nazrul University	71	755	8709	7547	https://knu.irins.org/
10	Murshidabad University	68	96	75	75	https://msduniv.irins.org
11	University of North Bengal	34	1266	6618	5888	https://nbu.irins.org/
12	Aliah University	37	859	3524	3173	https://aliah.irins.org
13	West Bengal National University of Juridical Sciences	39	418	445	285	https://nujs.irins.org/
14	Raiganj University	16	239	1465	249	https://raiganjuniversity.irins.org/

Jadavpur University leads in IRINS enrolment with 561 faculty and 22,127 scholarly resources, achieving the highest research productivity with 376,098 Scopus and 316,344 CrossRef citations. Calcutta University ranks second (217 faculties, 11,212 resources, 167,590 Scopus, 140,729 CrossRef citations), while the University of Burdwan holds third position (467 faculty, 10,110 resources, 85,900 Scopus, 79,428 cross ref citations).

© WBCLA

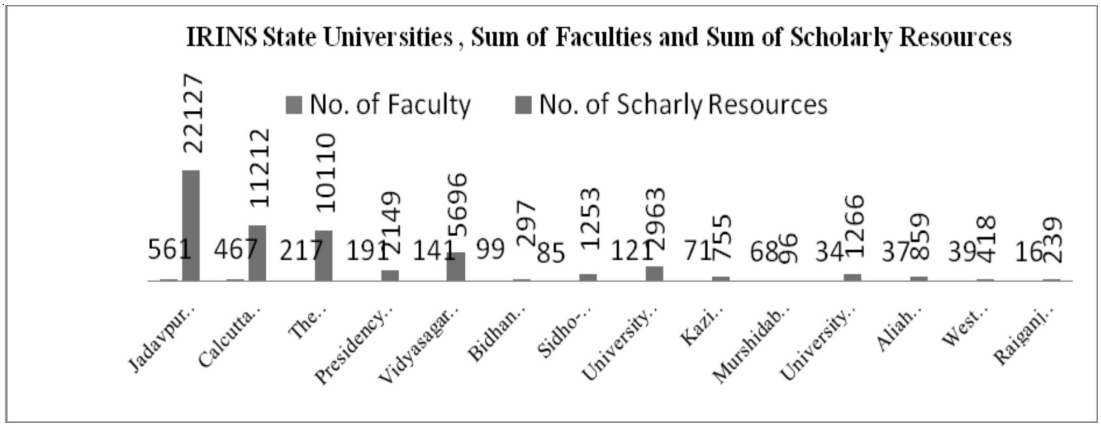

Figure 1: IRINS enlisted state universities, their sum of faculties and scholarly resources

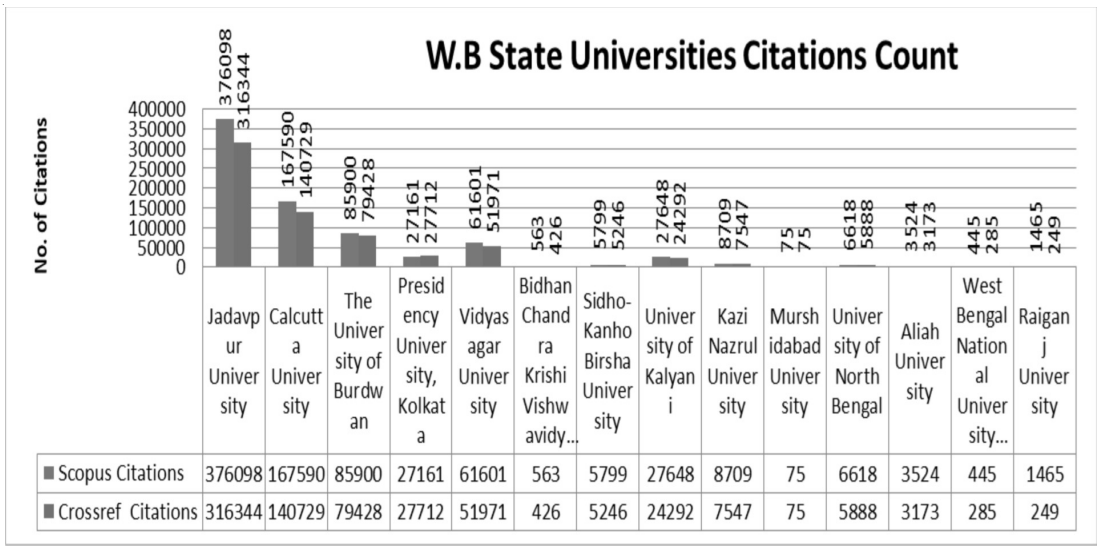

Figure 2: IRINS enlisted state university's citation count

Figure 1 provides clear pictures on universities faculty count and their scholarly research output. Figure 2 depicts the university wise citation count from Scopus and Crossref citation database.

5.3. Institutional Academic Resources and Research Output Visualization in IRINS

IRINS data can be divided into four major components which include 1) Personal Information, 2) Research Output, 3) Citation and Metrics, 4) Data Visualization and Networking. All faculty members' publications are brought from academic identities like Scopus ID, Researcher ID, ORCID ID, Google Scholar ID, and Microsoft Academic Search ID which are all integrated into IRINS. Figure 3 depicts the data and data flow.

© WBCLA

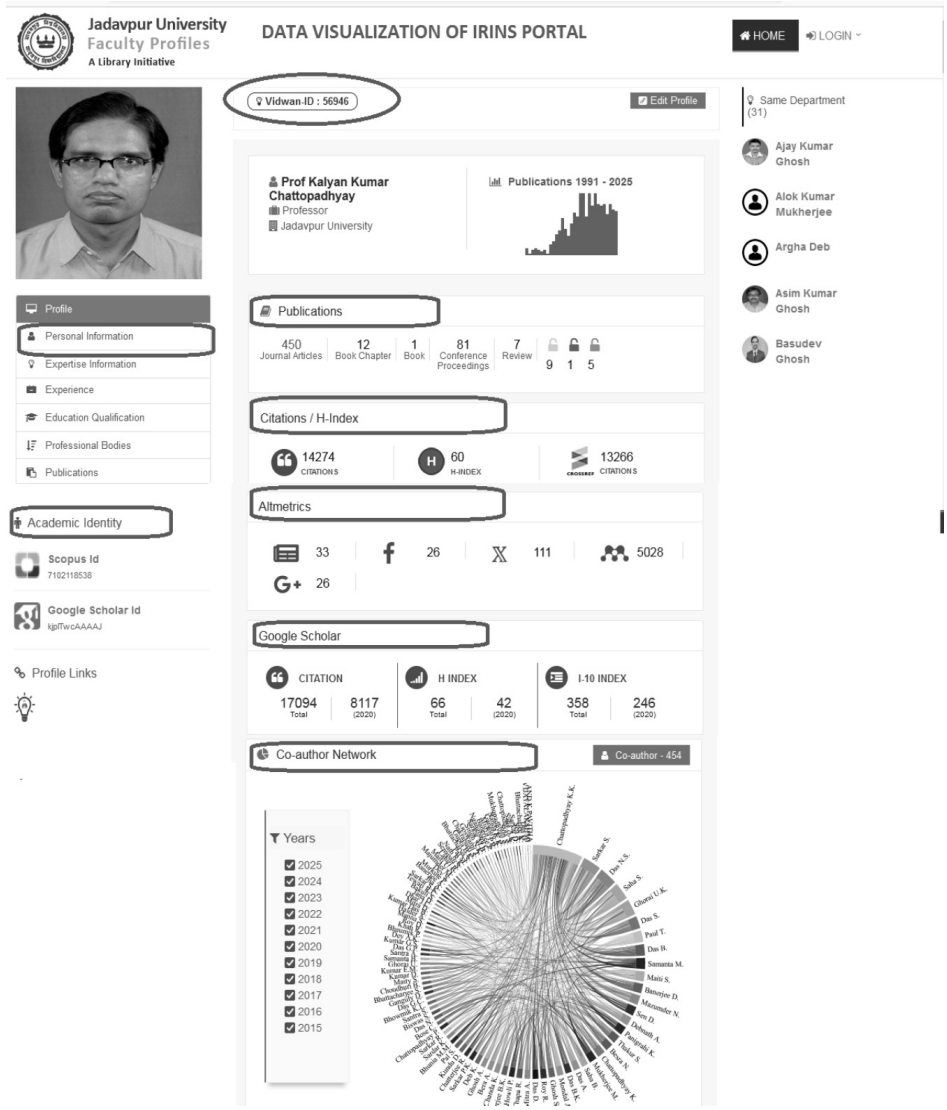

Figure 3: Data flow and visualisation techniques

5.4. University-wise Publications with Average Ranking

Table 3 presents university-wise publications and average citation rankings from Scopus and CrossRef. Jadavpur University leads in both publication and citation rankings (37.23%), followed by Calcutta University (18.86%). Presidency University ranks second in CrossRef citations despite lower publication share, while the University of Burdwan ranks third in faculty and publications but seventh in citations. The data indicate no direct correlation between publication count and citation impact, highlighting that IRINS data reflect research quality and visibility rather than quantity.

© WBCLA

Table 3: University-wise publications with average ranking

		Publications		Scopus Citations			Crossref Citations			
Sl. No.	**W.B State University**	**Faculty**	**Scharly Resources**	**Rank**	**Scopus Citation Score**	**Average Citation**	**Average Rank**	**Cross ref Citation Score**	**Average Citation**	**Average Rank**
1	Jadavpur University	561 (26.98)	22127 (37.23)	1	376098	17	1	316344	14.3	1
2	Calcutta University	467 (22.46)	11212 (18.86)	2	167590	14.95	2	140729	12.55	3
3	The University of Burdwan	217 (10.43)	10110 (17)	3	85900	8.45	7	79428	7.86	7
4	Presidency University, Kolkata	191 (9.18)	2149 (3.62)	6	27161	12.64	3	27712	12.89	2
5	Vidyasagar University	141 (6.78)	5696 (9.58)	4	61601	10.81	5	51971	9.12	5
6	Bidhan Chandra Krishi Vishwavidyalaya	99 (4.76)	297 (0.49)	12	563	1.89	12	426	1.43	11
7	Sidho-Kanho Birsha University	85 (4.08)	1253 (2.11)	8	5799	4.63	10	5246	4.19	9
8	University of Kalyani	121 (5.82)	2963 (4.98)	5	27648	9.33	6	24292	8.19	6
9	Kazi Nazrul University	71 (3.41)	755 (1.27)	10	8709	11.54	4	7547	9.99	4
10	Murshidabad University	68 (3.27)	96 (0.16)	14	75	1.28	13	75	0.78	13
11	University of North Bengal	34 (1.63)	1266 (2.13)	7	6618	5.23	9	5888	4.65	8
12	Aliah University	37 (1.77)	859 (1.45)	9	3524	4.1		3173	3.69	10
13	West Bengal National University of Juridical Sciences	39 (1.87)	418 (0.71)	11	445	1.06	14	285	0.68	14
14	Raiganj University	16 (0.77)	239 (0.40)	13	1465	6.13	8	249	1.04	12
Total		2147	59440		773196			663365		

(Value shown in the parenthesis is the percentage)

5.5. University wise overall Ranking with H-index

Table 4 shows that Jadavpur University ranks highest across all metrics, reflecting strong research output and impact. While the University of Burdwan and Calcutta University excel in publications, Presidency University and Calcutta University perform better in citation rankings. Variations in fourth to sixth positions and h-index values indicate that research quality and visibility, rather than quantity alone, drive overall performance.

Table 4: Overall Ranking with h-index

	Publication	Scopus Citation	Crossref Citation		
Name of the University	**Scholarly resources**	**Rank**	**Average Rank**	**Average Rank**	**h-Index**
Jadavpur University	22127	1	1	1	1277
Calcutta University	11212	2	2	3	1014
The University of Burdwan	10110	3	7	7	433
Vidyasagar University	5696	4	5	5	234
University of Kalyani	2963	5	6	6	453

© WBCLA

Presidency University, Kolkata	2149	6	3	2	16
University of North Bengal	1266	7	9	8	98
Sidho-Kanho Birsha University	1253	8	10	9	246
Aliah University	859	9		10	124
Kazi Nazrul University	755	10	4	4	6
West Bengal National University of Juridical Sciences	418	11	14	14	98
Bidhan Chandra Krishi Vishwavidyalaya	297	12	12	11	54
Raiganj University	239	13	8	12	12
Murshidabad University	96	14	13	13	17

5.6. State University wise type of Publications and Distribution of Publications

Table 5 presents the distribution of publication types and open access categories among selected universities in West Bengal. Jadavpur University records the highest number of scholarly publications (N = 22,127), followed by University of Calcutta (N = 11,212) and The University of Burdwan (N = 10,110).

Table 5: Publication types and its distributions

			Distribution of Resources			Type of Resources			
Sr. No.	**Name of the University**	**Scharly resources**	**Gold**	**Green**	**Bronze**	**Journal Articles**	**Conference/ Proceedings**	**Books/ Chapter**	**Others**
1	Jadavpur University	22127	1538	522	420	14828	4829	1236	1234
2	Calcutta University	11212	987	408	366	8250	1350	711	901
3	The University of Burdwan	10110	687	150	129	7255	613	1181	1061
4	Presidency University, Kolkata	2149	199	196	99	1423	71	257	398
5	Vidyasagar University	5696	530	128	80	4176	286	761	473
6	Bidhan Chandra Krishi Vishwavidyalaya	297	6	3		161	14	12	110
7	Sidho-Kanho Birsha University	1253	111	21	10	900	49	189	115
8	University of Kalyani	2963	223	77	52	1973	502	245	237
9	Kazi Nazrul University	755	109	31	18	474	42	108	131
10	Murshidabad University	68							
11	University of North Bengal	1266	71	29	11	969	66	96	135
12	Aliah University	859	60	21	8	429	35	140	255
13	West Bengal National University of Juridical Sciences	418	16	5		137	35	112	134
14	Raiganj University	239	9	3		118	12	45	64

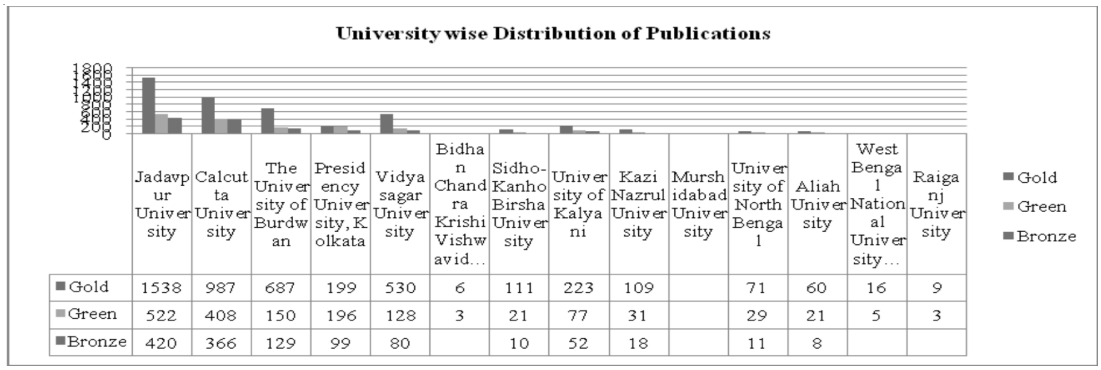

Figure 4 : Distribution of publications

© WBCLA

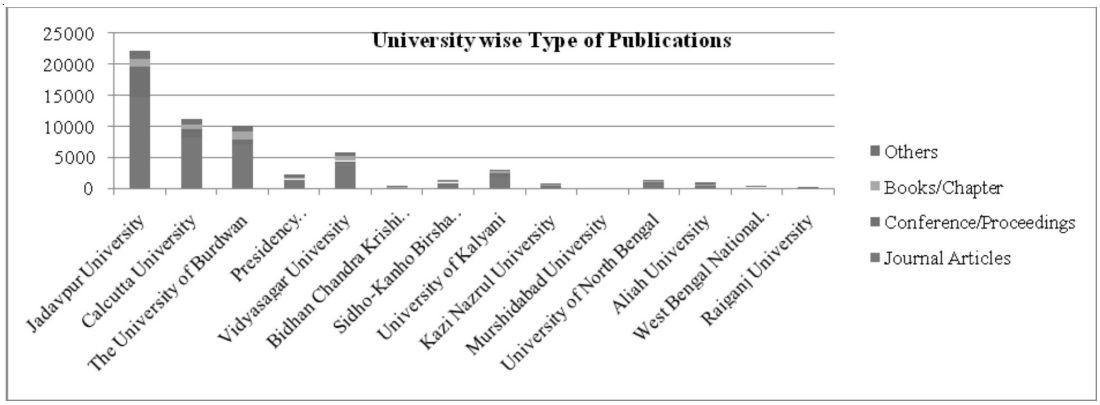

Figure 5 : Type of publications

Gold, Green, and Bronze open access publications are most prominent at Jadavpur University, indicating stronger engagement with open access dissemination practices. Journal articles are the most common type of publication in almost every institution, whereas conference proceedings and book chapters make up a smaller numbers. Presidency University and Vidyasagar University produce moderate research output, with balanced publication distributions. Overall, the findings show significant variances in research output and open access adoption among institutions, which reflect differences in institutional capacity and research focus.

5.7. State University wise top Faculty Experts, their Publications, Citations, H-index

Table 6 provides a comparative evaluation of leading faculty members from selected West Bengal state universities using publication count, citation metrics, and h-index as performance indicators.

Table 6: University wise top Faculties in respect of publications and citations

Sl. No.	W.B State University	Dept	Top Faculties of Individual University	Scholarly Resources		Scopus Citations		Cross ref citations		h-index	Rank
1	Jadavpur University	JU Physics	Prof Kalyan Kumar Chattopadhyay	550	1	14274	1	13265	1	60	2
2	Calcutta University	Botany	Dr Krishnendu Acharya	427	5	13136	2	5499	5	59	3
3	The University of Burdwan	Chemistry	Prof Bidyut Saha	460	3	6725	5	6003	4	49	5
4	Presidency University, Kolkata	Mathematics	Dr Supriya Pan	128	10	7745	4	7480	2	128	1
5	Vidyasagar University	Applied mathematics	Prof Madhumangal Pal	447	4	8506	3	6513	3	50	4
6	Bidhan Chandra Krishi Vishwavidyalaya	Agricultural Chemistry and Soil science	Dr Dipak Kumar Hazra	57	12	279	12	246	11	10	12
7	Sidho-Kanho Birsha University	Education	Prof Samirranjan Adhikari	140	7			48	13	6	13
8	University of Kalyani	Comp.Sc. Engg.	Prof Jyotsna Kumar Mandal	269	6	1253	8	888	9	15	10
9	Kazi Nazrul University	Physics	Prof Jitendra Nath Roy	134	9	2764	6	2258	6	31	6

© WBCLA

10	Murshidabad University	Chemistry	Dr Jahar Lal Pratihar	41	14	617	11	559	10	18	8
11	University of North Bengal	Chemistry	Prof Mahendra Nath Roy	538	2	753	10	935	8	14	11
12	Aliah University	Geography	Dr Aznarul Islam	139	8	1620	7	1521	7	28	7
13	West Bengal National University of Juridical Sciences	Law	Prof Sandeepa Bhat	125	11	6	13			1	14
14	Raiganj University	Geography	Dr Prolay Mondal	53	13	1002		72	12	18	9

The data indicate that faculty from Jadavpur University demonstrate substantial citation impact, particularly in the case of Kalyan Kumar Chattopadhyay, reflecting high research visibility. In contrast, Supriya Pan of Presidency University records the highest h-index, suggesting sustained scholarly contribution over time. Notable performance is also observed among faculty members from University of Calcutta and Vidyasagar University, where both productivity and citation impact remain comparatively strong. Institutions with lower citation and publication numbers, on the other hand, show variations in research capability and academic networking opportunities.

6. Discussion

This study provides an overview of West Bengal state universities' participation in the IRINS portal. It has been observed that only 14 universities in the state have created IRINS instances. The present study examined the research productivity and performance of IRINS-enlisted West Bengal state universities, focusing on faculty strength, publications, citations, open-access outputs, and h-index metrics. The findings indicate that Jadavpur University consistently outperforms other institutions across multiple indicators, including faculty enrolment, scholarly resources, Scopus citations, CrossRef citations, and open-access publications. These results align with (Dutta & Dutta 2023), who highlighted the university's strong research visibility and institutional support for scholarly activity.

University of Calcutta and University of Burdwan demonstrate strong performance in publication output; however, variations in citation impact suggest differences in research visibility and influence. In contrast, Presidency University has a larger citation impact than its publication volume, proving that research quality and significance could surpass basic productivity. These findings support the argument by (Roja et al., 2023) that publication quantity alone does not guarantee greater scholarly impact, and that dissemination strategies and research quality play crucial roles.

At the faculty level, performance varied across metrics. For instance, Prof. Kalyan Kumar Chattopadhyay recorded the highest citation count, reflecting strong immediate research influence, whereas Dr. Supriya Pan achieved the highest h-index, indicating sustained scholarly impact over time. This variation underscores the importance of adopting a multidimensional approach to research evaluation, incorporating publication counts, citation impact, and h-index measures, as recommended by (Kannan & Thanuskodi, 2021).

7. Conclusion

The study demonstrates that research performance among IRINS-enlisted West Bengal State Universities varies across institutions and metrics. Jadavpur University consistently leads in publications, citations, and open-access outputs, while other universities show strengths in specific indicators. Publication quantity alone does not ensure impact. Citation visibility, h-index, and open-access dissemination are more important. To further enhance research visibility and impact, the Ministry of Education and the University Grants Commission (UGC) should implement

© WBCLA

interventions across all state institutions, ensuring that all faculty publications are shared through the IRINS platform. Future research can compare different states, study changes over time, and use other measures for a better evaluation.

References

Balasubramani, J., Anbalagan, M. & Palavesam, K. (2019). An analysis of Indian Research Information Network System (IRINS). *Library Philosophy and Practice (e-journal).* Retrieved from https://digitalcommons.unl.edu/libphilprac/2990

Dutta, G., & Dutta (Dey), A. (2023). A study about research productivity of participating organisations of IRINS from West Bengal. *College Libraries, 38*(III), 52-64. Retrieved from https://collegelibraries.in/

Information and Library Network Centre (INFLIBNET). Retrieved from https://www.inflibnet.ac.in/ Indian Research Information Network System (IRINS). Retrieved from http://irins.org

Kannan, P., Thanuskodi, S. (2021). Development of Faculty Profile Management System Using Indian Research Information Network System: A Study of Indian Institute of Technology (IITs) in India. *Library Philosophy and Practice* (e-journal). Retrieved from https://digitalcommons.unl.edu/libphilprac/6473

Kannan, P., Kimidi, S. S. & Arora, J. (2018). Federated Research Profile Management for Researchers in India; Indian Research Information Network Systems (IRINS). *INFLIBNET Newsletter. 25*(3).

National Mission in Education through ICT (NME-ICT). Retrieved from https://nmeict.ac.in/

Negi, D. S. (2022). Indian Research Information Network System (IRINS): Analysis of University of Delhi Faculty Profiles in IRINS.*Library Philosophy and Practice* (e-journal). Retrieved from https://digitalcommons.unl.edu/libphilprac/7150

Negi, D.S., Sanjeev. & Patro, R.K.C (2023). Analysis of Faculty Profile in Indian Research Information Network System (IRINS) : A Case Study of Mizoram University. *Gyankosh. 14*(1,2). Retrieved from http://doi/10.5958/2249-3182.2023.00012.6

Roja S.S.,Shivaraja, O. & Radhakrishna, B.R. (2023). Indian Research Information Network System (IRINS):Analysis of State Universities in Tamil Nadu. *Journal of Advances in Library and Information Science. 12*(13). 34-38. Retrieved : http://doi.org/ 10.5281/zenodo.7780044

Tyagi, S. (2021). Indian Research Information Network System (IRINS): Analysis of Academic Institutions in India. *Qualitative and Quantitative Methods in Libraries (QQML). 10*(2). 89-217. Retrieved: https://irins.org/irins/irins_instances.php

Tamizhchelvan, M and Muthuraj Anbalagan. (2020). Indian Research Information Network Systems (IRINS): An Analysis of Faculty Profile of the Gandhigram Rural Institute-Deemed to be University. *Library Philosophy and Practice* (e-journal). Retrieved from http://digitalcommons.unl.edu/libphilprac/4206



Debalina Mukherjee, MSc, MPhil, PGDCA, is presently working as Librarian at RCC Institute of Information Technology, Kolkata. She has more than 26 years of experience in LIS field. She has published few research articles as author and attended National and International Seminars. Her areas of interest are Library Management, Library Automation, Bibliometrics, and Scientometrics.

© WBCLA